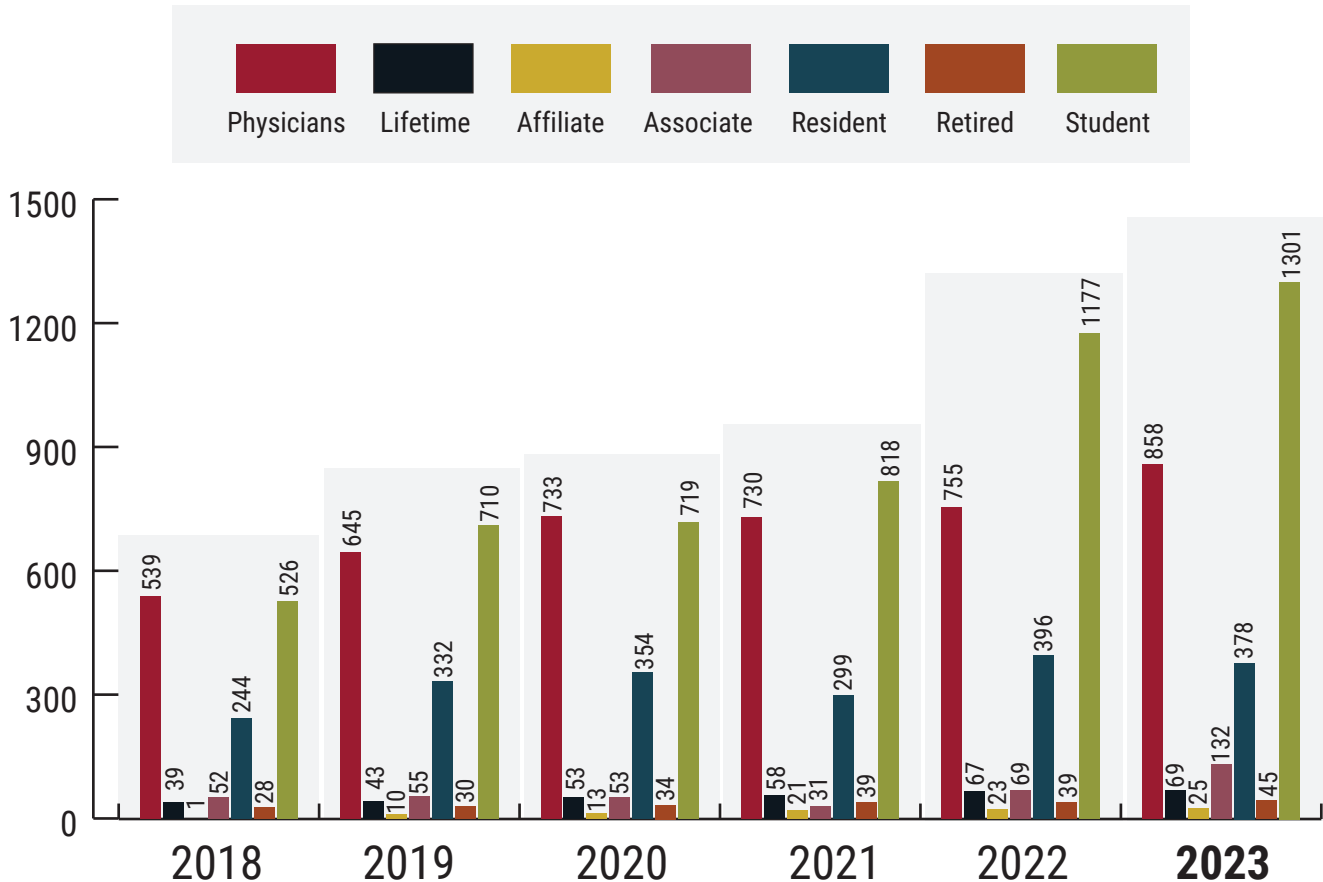
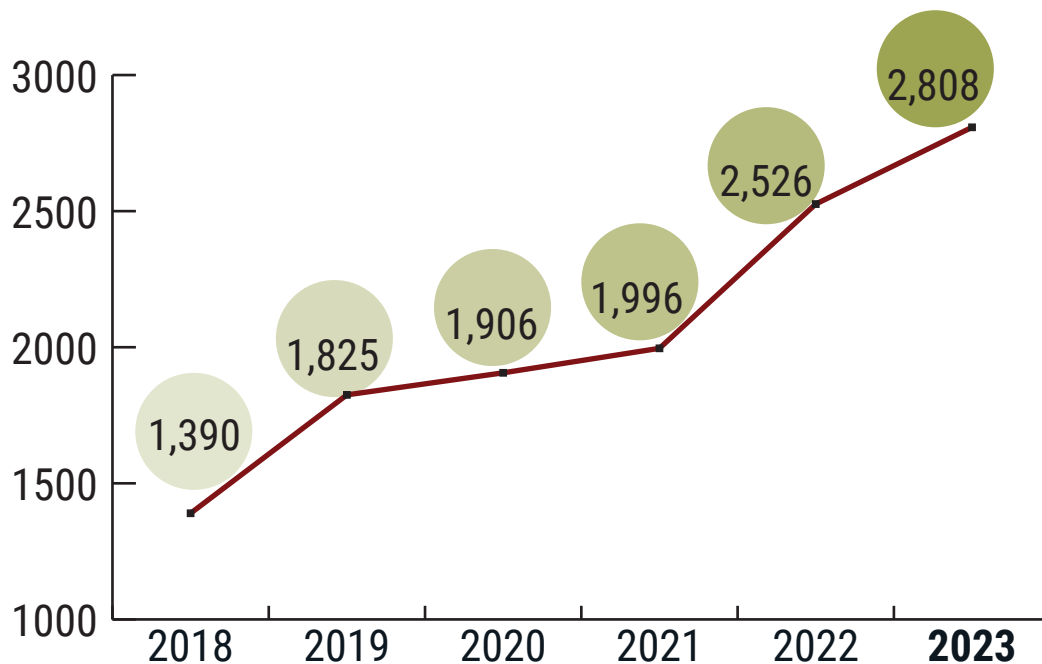


### Membership Levels Growth from 2018 to 2023



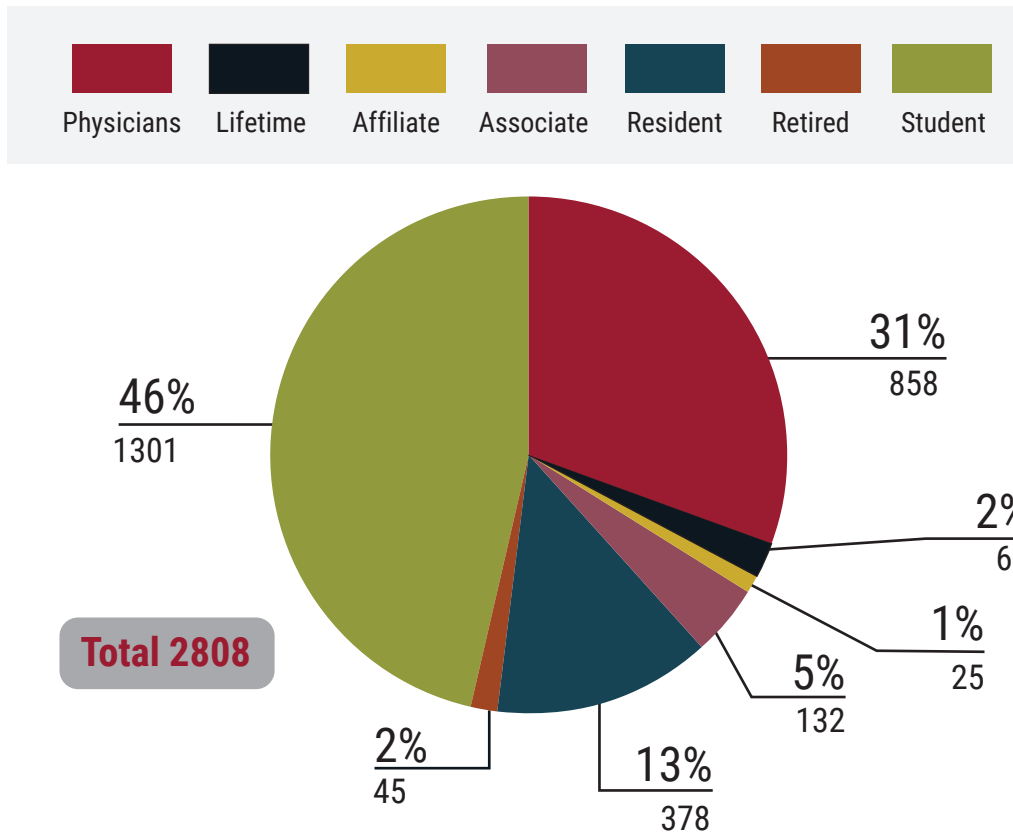
- The SRPC experienced a stable growth in membership levels over the years, with the number of physicians increasing from **539** in 2018 to **858** in 2023.
- The most significant increase occurred within the student members category, growing from **526** in 2018 to **1301** in 2023, **indicating a rising interest in rural healthcare.**
- Despite a slight dip in 2021, the number of residents gradually increased from **244** to **378** in 2023, suggesting a positive outlook for the future of rural healthcare.
- The number of lifetime members increased from **39** in 2018 to **69** in 2023, indicating a growing sense of loyalty and commitment to the SRPC.
- The number of affiliates and associates also showed an increase from 2018 to 2023, with affiliate membership growing from **1** to **25** and associate membership growing from **52** to **132**. Suggesting a broader interest in rural care among external organizations.
- The number of retired members remained relatively stable, indicating that the SRPC continues to engage its retired members even after they have retired from their practice.
- The significant increase in student membership levels could suggest a growing interest in rural healthcare, highlights the SRPC's success in attracting young medical professionals.

## Total Membership Growth from 2018 - 2023



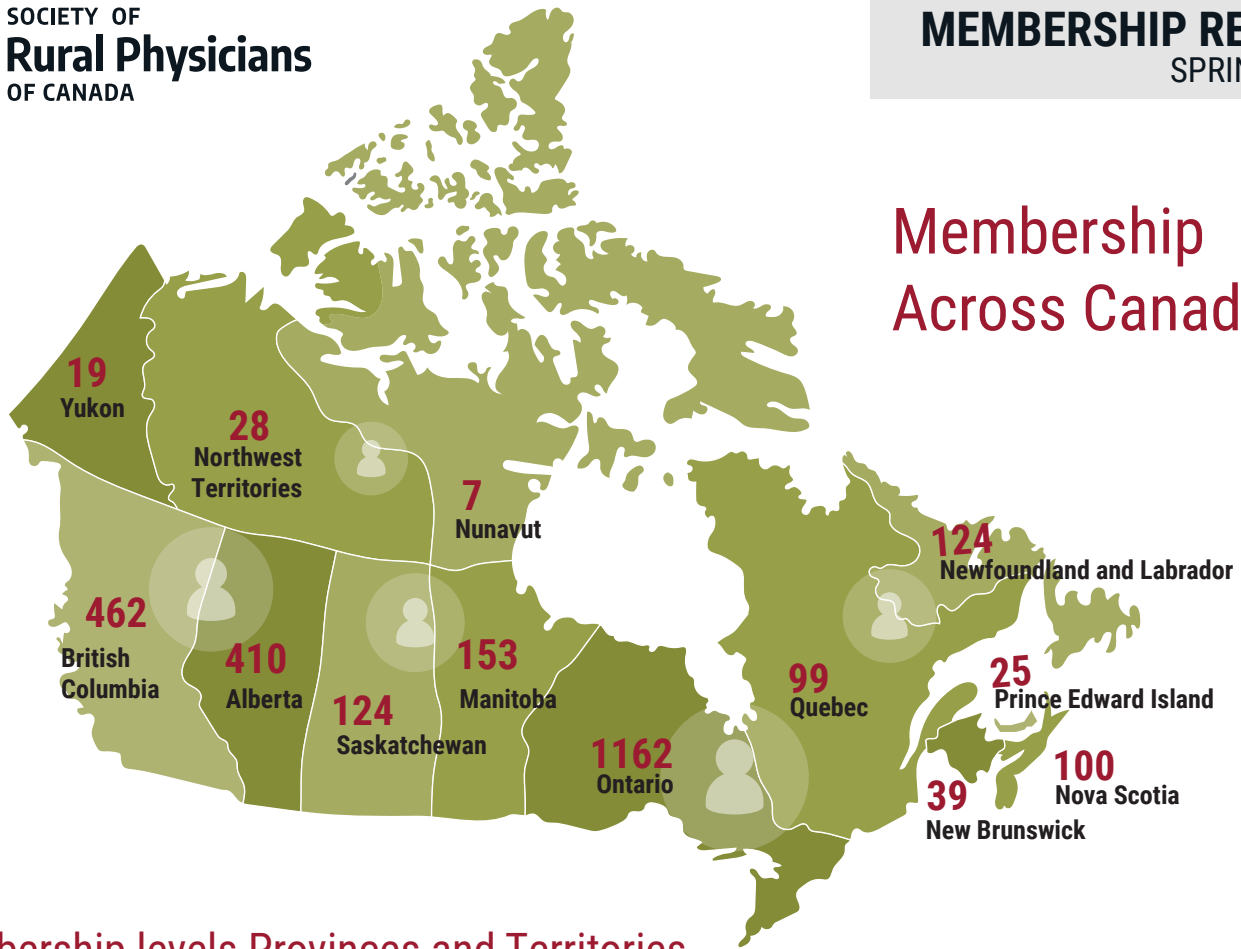
- Over the course of six years, from 2018 to 2023, the SRPC saw a steady increase in their overall membership levels, with an incredible 59% rise in total member count.
- Overall, the growth in membership levels for the SRPC over the years highlights the increasing importance of rural crucial care, and the organization's ability to attract and retain members from diverse backgrounds to advance its mission.
- The growth in membership levels for the SRPC could signify an increased interest in rural medicine among students and residents, as well as a desire among physicians to be part of a network promoting rural health.

## Membership April, 2023



- The total membership in spring 2023 is **2808**, which is a significant increase from the fall 2022 when membership total was **2503**.
- Physicians contribute to a significant portion of the organization's revenues with **31%**. With a membership cost of \$540 per month, the revenue generated from physicians alone is significant and helps support the organization's programs and initiatives. **This also suggests that SRPC is successful in attracting physicians who are interested in rural medicine.**
- The number of students in the membership has increased significantly, with **46%** of total memberships being students. Although their membership is free, this shows that **SRPC is successful in attracting students to the organization and introducing them to rural medicine.**
- The percentage of residents in the membership has also increased, which suggests that **SRPC is successful in supporting and engaging with physicians in training who have an interest in rural medicine.**
- While the lifetime, affiliate, associate, and retired memberships make up a smaller percentage of the total membership, they still contribute to the organization's revenue and serve as a way to stay engaged. Suggesting that SRPC may need to revisit its offerings for these membership levels to attract more members in the future.
- The overall growth in membership levels in 2023 is a positive indicator of the organization's impact and value to healthcare professionals looking to improve rural healthcare.

## Membership Across Canada



### Membership levels Provinces and Territories

BRITISH COLUMBIA		ALBERTA		SASKATCHEWAN		MANITOBA		ONTARIO		QUEBEC		NEWFOUNDLAND AND LABRADOR	
Physicians	167	Physicians	95	Physicians	45	Physicians	71	Physicians	321	Physicians	26	Physicians	48
Lifetime	17	Lifetime	7	Lifetime	5	Lifetime	4	Lifetime	20	Lifetime	7	Lifetime	3
Affiliate	1	Affiliate	5	Affiliate	0	Affiliate	1	Affiliate	5	Affiliate	4	Affiliate	0
Associate	21	Associate	17	Associate	5	Associate	11	Associate	53	Associate	6	Associate	3
Resident	67	Resident	68	Resident	22	Resident	18	Resident	125	Resident	4	Resident	29
Retired	20	Retired	5	Retired	1	Retired	1	Retired	13	Retired	1	Retired	3
Student	169	Student	213	Student	46	Student	47	Student	625	Student	51	Student	38
PRINCE EDWARD ISLAND		NOVA SCOTIA		NEW BRUNSWICK		YUKON		NORTHWEST TERRITORIES		NUNAVUT		INTERNATIONAL	
Physicians	6	Physicians	21	Physicians	11	Physicians	15	Physicians	15	Physicians	6	Physicians	11
Lifetime	0	Lifetime	5	Lifetime	1	Lifetime	0	Lifetime	0	Lifetime	0	Lifetime	0
Affiliate	4	Affiliate	0	Affiliate	0	Affiliate	3	Affiliate	0	Affiliate	0	Affiliate	0
Associate	0	Associate	5	Associate	0	Associate	0	Associate	5	Associate	1	Associate	5
Resident	4	Resident	28	Resident	5	Resident	0	Resident	4	Resident	0	Resident	4
Retired	0	Retired	0	Retired	0	Retired	0	Retired	1	Retired	0	Retired	0
Student	11	Student	41	Student	22	Student	1	Student	3	Student	0	Student	33

- In terms of growth, Ontario has shown a steady increase of 5-10% per year for the past 5 years, indicating a positive trend for membership growth in the province.
- Although Quebec has a lower membership level of only 99 members, it has experienced a recent surge in membership with a growth rate of 20% in the last year alone.
- New Brunswick and Prince Edward Island, have relatively low membership levels, with only 39 and 25 members respectively. However, they have shown a steady increase of 3-5% per year, indicating a positive outlook for future growth in these provinces.
- Yukon, Northwest Territories, and Nunavut collectively have a total membership level of 54. They have shown consistent growth of 10-15% per year, which suggests a positive trend