


Protected CODE BLUE

In-ED Cardiac Arrest + Positive Screen for Possible COVID-19

INSIDE Room



NEGATIVE PRESSURE

OUTSIDE Room



RN3- Charter
(In PPE)

RN4
(Runner)

Designate a Safety Lead to monitor PPE
Charting OUTSIDE ROOM

EXPERIENCED STAFF ONLY

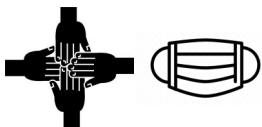
Required PPE (use donning/doffing checklist):

1. Yellow cloth gown
2. Fit-tested N95 Respirator
3. +/- Bouffant
4. Face Shield
5. Extended cuff nitrile gloves



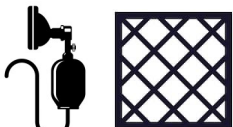
ACTIVATE Protected Code Blue. Apply surgical mask to patient

Ensure a Protected Code Blue is called. Press the *Code Blue* button on the wall. Apply surgical mask to patient. Begin compressions. DO NOT provide manual ventilations.




DO NOT rush inside. Ensure PPE is donned. Bring Arrest Cart.

Designate a Safety Lead to monitor PPE use. Have a TEAM HUDDLE and have a clear plan. Bring Cardiac Arrest Cart into room. Disinfect all surfaces afterwards. DO NOT use stethoscope.



AVOID manual ventilations. USE a HEPA filter.

Limit aerosol-generating procedures. Maintain oxygenation with a two-handed mask seal. The priority is to get the patient intubated and onto a closed, filtered ventilation circuit.



AVOID direct laryngoscopy. CONSIDER video laryngoscopy or LMA.

Maximize space between airway and provider. PAUSE compressions for intubation. Consider use of video laryngoscopy. If able to oxygenate but not intubate, consider use of laryngeal mask airway. TRANSFER on CLOSED CIRCUIT ventilation system.

Review full protocols on <https://sunnynet.ca/coronavirus>

Updated 2020Mar13